



English Code 3

Pupil's Book



Contents

We know
books



Unit	Unit aims	Vocabulary	Language lab 1
Welcome! pp. 4–9	How can I find my way around school? <ul style="list-style-type: none"> Use school words. Talk about classroom rules. Help my friends. 	Subjects: Art, Languages, Maths, Music, Science, PE, Technology School locations: art room, canteen, classroom, computer room, gym, music room, playground	Listen to each other. Work hard. Don't be late. Raise your hand to speak.
1 Show time! pp. 10–23	How can I make a flip book? <ul style="list-style-type: none"> Use action words. Talk about actions using be and -ing. Describe actions using well / quickly / badly. Talk about what my friends are doing. 	Talents: act, clap, do cartwheels, do gymnastics, do magic tricks, juggle, spin around, stamp, step backwards, step forwards, step to the side, wave	Language lab 1 What is he doing ? He's doing gymnastics. She isn't doing magic tricks. We're practising for the show!
2 Frozen pp. 24–37	How can I create a museum exhibition? <ul style="list-style-type: none"> Use weather and animal words. Talk about the past. Compare then and now. Describe the weather. 	Weather: cloudy, cold, icy, rainy, snowy, sunny, warm, windy Animal words: hairy, tail, trunk, tusks	Language lab 1 It was sunny yesterday. We were big. I wasn't small. They weren't hairy.
Checkpoint	Review Units 1–2	pp. 38–39	
Culture	Spain	pp. 40–41	
3 Celebrations! pp. 42–55	How can I create a festival parade? <ul style="list-style-type: none"> Use describing words. Compare events. Compare things using -est / more. Give my opinion. 	Describing words: boring, colourful, disgusting, exciting, fun, hungry, interesting, noisy, quiet, relaxing, tasty, thirsty	Language lab 1 It's more colourful. It's better .
4 Blast off! pp. 56–69	How can I create a puppet space journey? <ul style="list-style-type: none"> Use space words. Talk about the past -ed. Ask about the past using Did he / she ...? Talk about the weekend. 	Space words: astronaut, launch, rocket, satellite, space, space station Actions: breathe, float, live, travel, study, work	Language lab 1 He worked in space. I didn't travel in space.
Checkpoint	Review Units 3–4	pp. 70–71	
Culture	Russia	pp. 72–73	
5 Holiday time! pp. 74–87	How can I design a beach? <ul style="list-style-type: none"> Use beach words. Talk about what I / he / she / they did in the past. Ask about the past using did. Talk about when things happened. 	Places: beach, campsite, dolphin, rocks, sand, sea, waves, whale Experiences: buy ice cream, go on a boat trip, go surfing, have a picnic	Language lab 1 I / You / We/ They swam in the sea. He / She went on a boat trip.
6 Let's shop! pp. 88–101	How can I create a shop? <ul style="list-style-type: none"> Use shopping words. Talk about amount using There is / There are. Ask about amount using How much ...? Talk about shopping. 	Shops: bakery, bookshop, butchers, clothes shop, department store, grocer's, market, pet shop, shopping centre, supermarket, sweet shop, toy shop	Language lab 1 There is a cake. There is some bread. I haven't got any carrots.
Checkpoint	Review Units 5–6	pp. 102–103	
Culture	UAE	pp. 104–105	
7 Eco Warriors! pp. 106–119	How can I help the environment? <ul style="list-style-type: none"> Use environment words. Talk about the future using going to. Talk about wants using want / would like to. Talk about weekend plans. 	Actions: plant, recycle, reduce, reuse, save Describing words: dirty Things: environment, glass, paper, rubbish, waste, wildlife	Language lab 1 What are you going to do? I'm going to plant some plants. He / She isn't going to waste water.
8 Let's work! pp. 120–133	How can I create a careers fair? <ul style="list-style-type: none"> Use job words. Talk about my talents using I like / don't like. Ask and answer questions using Why and Because. Give my opinion. 	Jobs: architect, bank cashier, computer programmer, conservationist, doctor, engineer, graphic designer, mechanic, nurse, police officer, scientist, vet	Language lab 1 I like reading. She loves doing gymnastics. They enjoy doing their job. We don't like doing sport.
Checkpoint	Review Units 7–8	pp. 134–135	
Culture	Amazonian Peru	pp. 136–137	

Values	Phonics	STEAM	Language lab 2	Project and Review
Help friends.				
Our talents.	a, e and i man step spin	Science: Bones and muscles Experiment: Yoga moves: which body parts are used?	Language lab 2 They're juggling well . She's walking backwards . He's dancing beautifully .	Make a flip book. 
Our heritage.	o, u dog, fox, hop duck, run, tusk	Science: Fossils Experiment: Making fossils	Language lab 2 Was there a fossil here? Yes, there was . / No, there wasn't . Were there dinosaurs at the museum? Yes, there were . / No, there weren't .	Create a mini museum exhibition. 
Be organised.	a_e, i_e cage kite	Maths: Symmetry and patterns Experiment: Make masks	Language lab 2 It's the best . It's the most colourful.	Create a festival parade. 
Spend time with friends.	o_e, u_e bone, stone cube, cute	Technology: Rockets Experiment: Make rockets	Language lab 2 Did he travel to the Moon? Yes, he did . / No, he didn't . Where did you work? I worked on the ISS.	Create a puppet space journey. 
Ask for help.	ar, ea and ee farm beach tree	Science: The sea Experiment: Record how water moves	Language lab 2 Did you go to the beach? Yes, we did . / No, we didn't . What did he do on holiday?	Design a shoebox beach. 
Look after our pets.	or, er horse farmer	Design: Brand design and logos Experiment: Design a logo	Language lab 2 There's a lot of milk. There isn't much bread. Is there much rice? I haven't got many carrots.	Create a shop in a shopping centre. 
Help the environment.	Short oo, long oo book, foot, woods food, pool, school	Science: Decomposition Experiment: Investigate decomposition	Language lab 2 I / You / We / They want to save the planet. He / She wants to do more recycling. I'd / You'd / He'd / She'd / we'd / they'd like to protect wildlife.	Do a class environmental project. 
Take on the challenge.	ou / ow, oi / oy and ay house, cow enjoy, toy day, say	Engineering: Audio Engineers Experiment: Make and listen to sounds	Language lab 2 Why do you want to be an audio engineer? Because I enjoy playing music.	Create a careers fair. 


1 Show time!

We know books

1



How can I make a flip book?



1  Look at the picture.
What are the children doing?

2  Which of these activities do you do on a stage? Circle.



juggle



do magic tricks




play computer games



3  Order the activities from 2.

easy

difficult

4  Listen and point.
Then sing along and dance.

SONG TIME

It's show time!

It's show time, it's show time!
Everyone's on the stage.
There are lots of children,
Boys and girls of every age.
Can you **act**? Can you sing?
You can do anything!
It's show time, show time!

It's show time, it's show time!
Everyone's together.
Fred is **doing** a **magic** show,
His **tricks** are really clever!

Can you **spin around**? Can you **do gymnastics**, too?
Let's put on a show for me and you!
It's show time, show time!



I will learn action words.

1 Look at **2**. Tick the words you know in English.

2  Listen, point and repeat.



1 do magic tricks



2 act



3 do gymnastics



4 do cartwheels



5 stamp



6 wave



7 juggle



8 spin around



9 clap




10 step forwards



11 step backwards



12 step to the side

3  What can you do? Write then tell a partner.


I can 😊 I can't ☹️


4  Listen and tick .



Use stickers to create a dance. How many times will you do each step? Write.

___ x	___ x	___ x	___ x	___ x	___ x
1 _____	2 _____	3 _____	4 _____	5 _____	6 _____

6  Look. Write instructions for your dance. Then write a shortcut.

7  Teach your dance to a partner.

CODE CRACKER 

clap	clap	clap	step to the side	step to the side	wave	wave	wave
------	------	------	------------------	------------------	------	------	------


= 3clap 2 → 3wave



8 How many movements are in your dance? Add.

MATHS ZONE

$3 + 2 + 3 + 1 + 2 + 1 = 12$

_____ + _____ + _____ + _____ + _____ + _____ = _____

9  Make your own picture dictionary. Draw performance and movement words you know.

 <u>do cartwheels</u>	 <u>step to the side</u>
--	--